

Anti-Sulfurated Thick Film Chip Resistors

ERJ S : 0402, 0603, 0805, 1206, 1210,
1812, 2010, 2512

ERJ S6 : 0805

ERJ U : 0201, 0402, 0603, 0805, 1206,
1210, 1812, 2010, 2512

Type: ERJ S02, S03, S06, S08, S14
S12, S1D, S1T (Au-based inner electrode type)

Type: ERJ S6S, S6Q (Ag-Pd-based inner electrode type)

Type: ERJ U01, U02, U03, U06, U08, U14,
U12, U1D, U1T (Ag-Pd-based inner electrode type)



Features


- High resistance to sulfurization achieved by adopting an Au-based inner electrode (ERJS0/S1 type) and Ag-Pd-based inner electrode (ERJS6, ERJU type)
- High reliability
Metal glaze thick film resistive element and three layers of electrodes
- Suitable for both reflow and flow soldering
- Low Resistance type...ERJS6S, S6Q : 0.1 Ω to 1.0 Ω
- Reference Standard...IEC 60115-8, JIS C 5201-8, EIAJ RC-2134B
- RoHS compliant

Packaging Methods, Land Pattern, Soldering Conditions and Safety Precautions

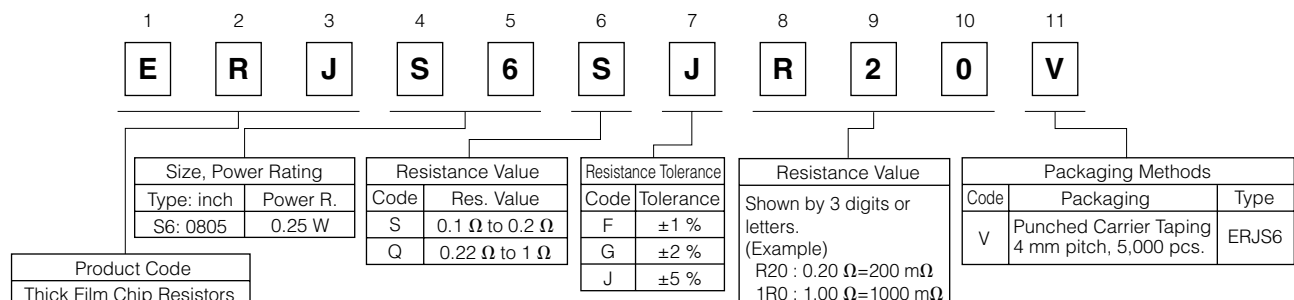
Please see Data Files

Explanation of Part Numbers

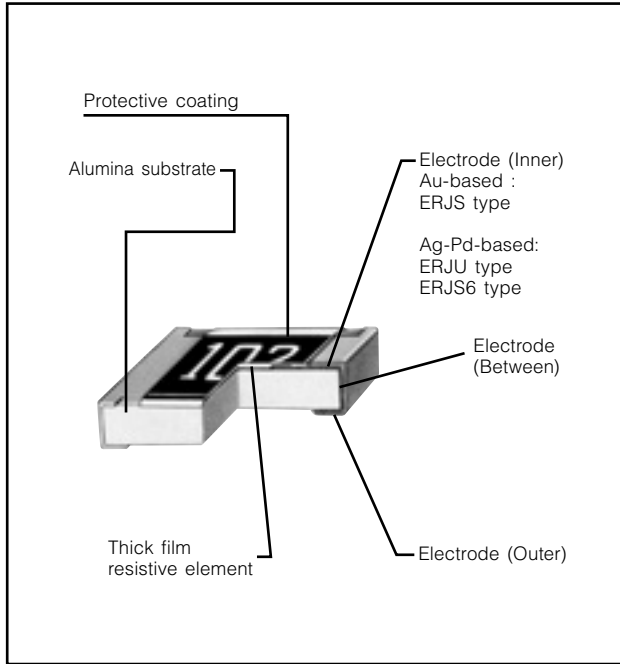
- ERJS0, S1, U0, U1 Series



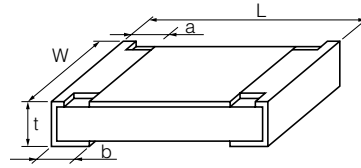
- ERJS6S, S6Q Series



Construction



Dimensions in mm (not to scale)



Type (inch size)	Dimensions (mm)					Mass (Weight) [g/1000 pcs.]
	L	W	a	b	t	
ERJU01 (0201)	0.60 ^{+0.03}	0.30 ^{+0.03}	0.10 ^{+0.05}	0.15 ^{+0.05}	0.23 ^{+0.03}	0.15
ERJS02 ERJU02 (0402)	1.00 ^{+0.05}	0.50 ^{+0.05}	0.20 ^{+0.10}	0.25 ^{+0.10}	0.35 ^{+0.05}	0.8
ERJS03 ERJU03 (0603)	1.60 ^{+0.15}	0.80 ^{+0.15} _{-0.05}	0.30 ^{+0.20}	0.30 ^{+0.15}	0.45 ^{+0.10}	2
ERJS06 ERJU06 (0805)	2.00 ^{+0.20}	1.25 ^{+0.10}	0.40 ^{+0.20}	0.40 ^{+0.20}	0.60 ^{+0.10}	4
ERJS6□ (0805)	2.00 ^{+0.20}	1.25 ^{+0.10}	0.45 ^{+0.20}	0.45 ^{+0.20}	0.55 ^{+0.10}	6
ERJS08 ERJU08 (1206)	3.20 ^{+0.05} _{-0.20}	1.60 ^{+0.05} _{-0.15}	0.50 ^{+0.20}	0.50 ^{+0.20}	0.60 ^{+0.10}	10
ERJS14 ERJU14 (1210)	3.20 ^{+0.20}	2.50 ^{+0.20}	0.50 ^{+0.20}	0.50 ^{+0.20}	0.60 ^{+0.10}	16
ERJS12 ERJU12 (1812)	4.50 ^{+0.20}	3.20 ^{+0.20}	0.50 ^{+0.20}	0.50 ^{+0.20}	0.60 ^{+0.10}	27
ERJS1D ERJU1D (2010)	5.00 ^{+0.20}	2.50 ^{+0.20}	0.60 ^{+0.20}	0.60 ^{+0.20}	0.60 ^{+0.10}	27
ERJS1T ERJU1T (2512)	6.40 ^{+0.20}	3.20 ^{+0.20}	0.65 ^{+0.20}	0.60 ^{+0.20}	0.60 ^{+0.10}	45

■ Ratings

Type (inch size)	Power Rating at 70 °C (W)	Limiting Element Voltage ⁽¹⁾ (V)	Maximum Overload Voltage ⁽²⁾ (V)	Resistance Tolerance (%)	Resistance Range (Ω)	T.C.R. (×10 ⁻⁶ /°C)	Category Temperature Range (°C)
ERJU01 (0201)	0.05	25	50	±1 ±5	10 to 1 M (E24, E96) 1 to 1 M (E24)	<10 Ω: -100 to +600 10 Ω to 1 MΩ: ±200(±5%) ±100(±1%)* *ERJU01, ERJS02, ERJU02 : ±200 1 MΩ<: -400 to +150	-55 to +125
ERJS02 ERJU02 (0402)	0.1	50	100	±1 ±5	10 to 1 M (E24, E96) 1 to 3.3 M (E24)		-55 to +155
ERJS03 ERJU03 (0603)	0.1	75	150	±1 ±5	10 to 1 M (E24, E96) 1 to 10 M (E24)		-55 to +155
ERJS06 ERJU06 (0805)	0.125	150	200	±1 ±5	10 to 1 M (E24, E96) 1 to 10 M (E24)		-55 to +155
ERJS08 ERJU08 (1206)	0.25	200	400	±1 ±5	10 to 1 M (E24, E96) 1 to 10 M (E24)		-55 to +155
ERJS14 ERJU14 (1210)	0.5	200	400	±1 ±5	10 to 1 M (E24, E96) 1 to 10 M (E24)		-55 to +155
ERJS12 ERJU12 (1812)	0.75	200	500	±1 ±5	10 to 1 M (E24, E96) 1 to 10 M (E24)		-55 to +155
ERJS1D ERJU1D (2010)	0.75	200	500	±1 ±5	10 to 1 M (E24, E96) 1 to 10 M (E24)		-55 to +155
ERJS1T ERJU1T (2512)	1.0	200	500	±1 ±5	10 to 1 M (E24, E96) 1 to 10 M (E24)		-55 to +155

- (1) Rated Continuous Working Voltage (RCWV) shall be determined from $RCWV = \sqrt{\text{Power Rating} \times \text{Resistance Values}}$, or Limiting Element Voltage listed above, whichever less.
 (2) Overload (Short-time Overload) Test Voltage (SOTV) shall be determined from $SOTV = 2.5 \times \text{Power Rating}$ or max. Overload Voltage listed above whichever less.

<Low Resistance type>

Type (inch size)	Power Rating at 70 °C (W)	Resistance Tolerance (%)	Resistance Range (Ω)	T.C.R. (×10 ⁻⁶ /°C)	Category Temperature Range (°C)
ERJS6S (0805)	0.25	±1, ±2, ±5	0.1 to 0.2 (E24)	±150	-55 to +155
ERJS6Q (0805)			0.22 to 1 (E24)		

Design and specifications are each subject to change without notice. Ask factory for the current technical specifications before purchase and/or use.
 Should a safety concern arise regarding this product, please be sure to contact us immediately.

<For Jumper>

Type (inch size)	Rated Current (A)	Maximum Overload Current (A)
ERJU01 (0201)	0.5	1
ERJS02 ERJU02 (0402)	1	2
ERJS03 ERJU03 (0603)		
ERJS06 ERJU06 ERJS6S/Q (0805)	2	4
ERJS08 ERJU08 (1206)		
ERJS14 ERJU14 (1210)		
ERJS12 ERJU12 (1812)		
ERJS1D ERJU1D (2012)		
ERJS1T ERJU1T (2512)		

Power Derating Curve

For resistors operated in ambient temperatures above 70 °C, power rating shall be derated in accordance with the figure below.

